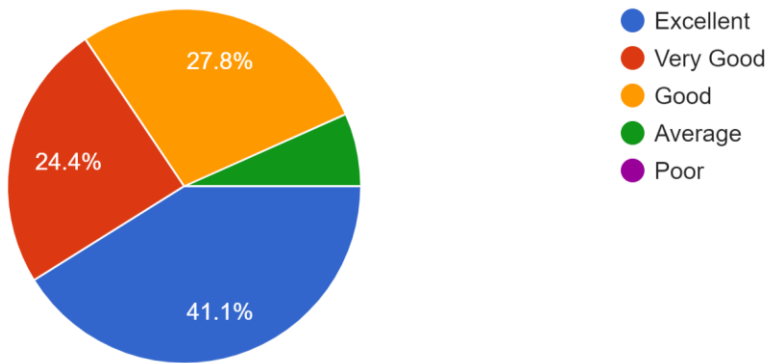


## Following are the list of Questions taken by the Alumni

1. How do you rate the courses that you have learnt in the college in relation to your current job / occupation?

- 4 - Excellent
- 3 - Very Good
- 2 - Good
- 1 - Average
- 0 - Poor

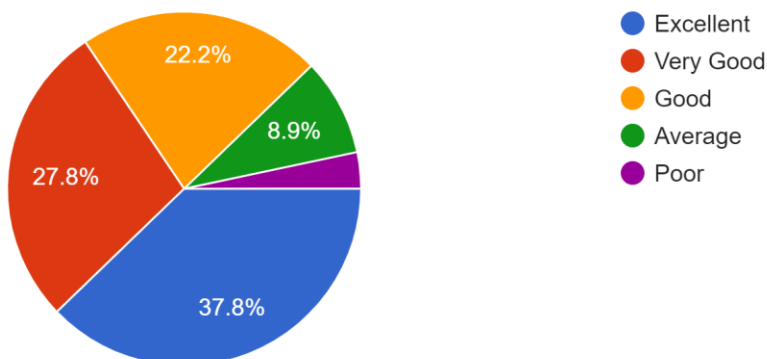
90 responses



2. Infrastructure and Lab facilities:

- 4 - Excellent
- 3 - Very Good
- 2 - Good
- 1 - Average
- 0 - Poor

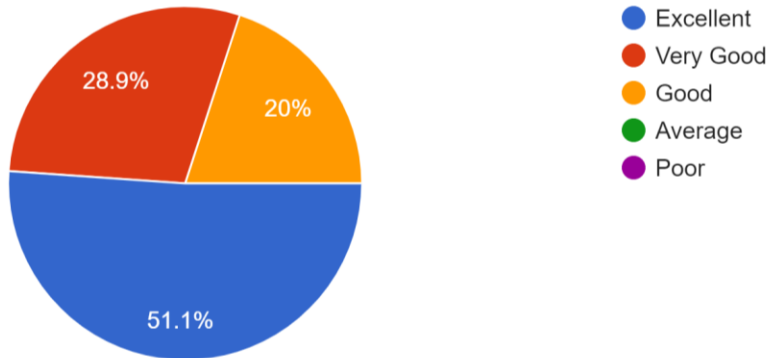
90 responses



### 3. Faculty:

- 4 - Excellent
- 3 - Very Good
- 2 - Good
- 1 - Average
- 0 - Poor

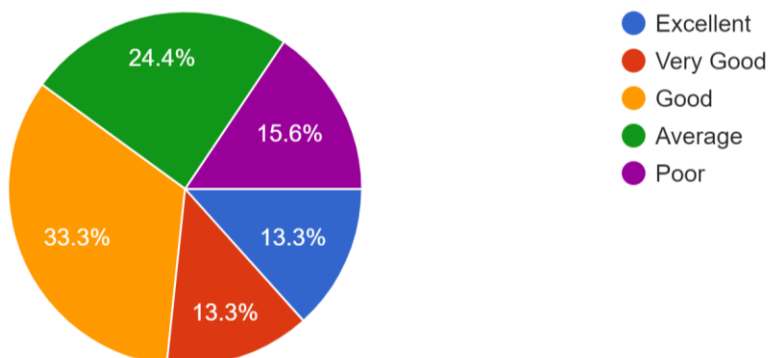
90 responses



### 4. Canteen Facilities:

- 4 - Excellent
- 3 - Very Good
- 2 - Good
- 1 - Average
- 0 - Poor

90 responses



## 5. Library

4 - Excellent

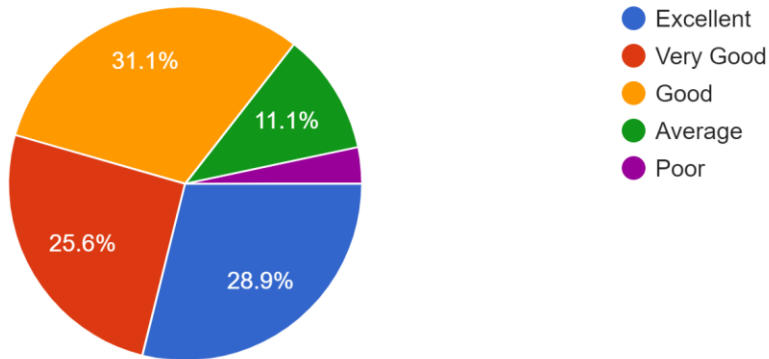
3 - Very Good

2 - Good

1 - Average

0 - Poor

90 responses



## 6. Office Staff

4 - Excellent

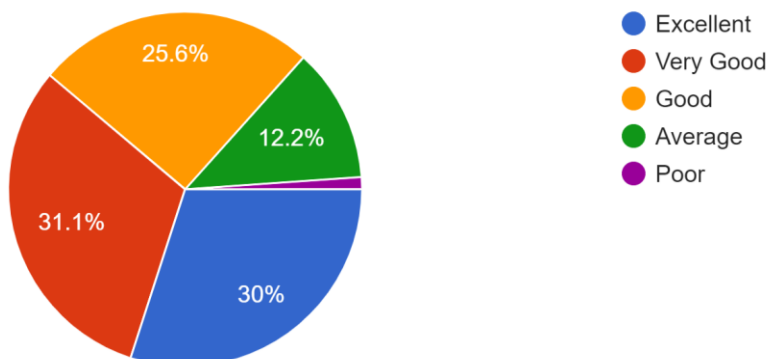
3 - Very Good

2 - Good

1 - Average

0 - Poor

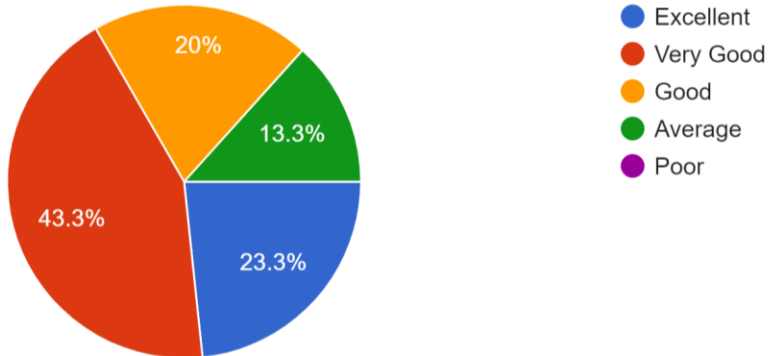
90 responses



## 7. Hostel Facilities

- 4 - Excellent
- 3 - Very Good
- 2 - Good
- 1 - Average
- 0 - Poor

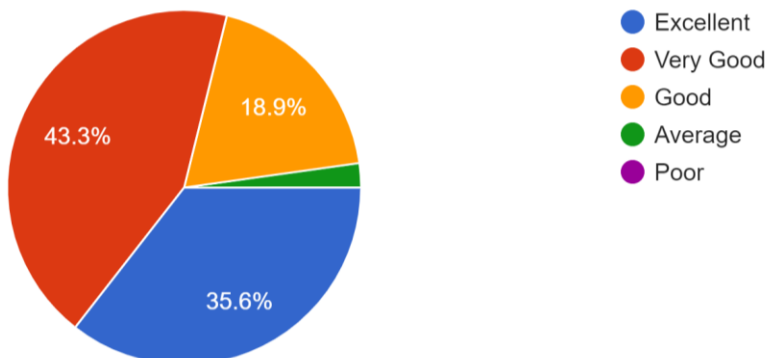
90 responses



## 8. Educational Resources

- 4 - Excellent
- 3 - Very Good
- 2 - Good
- 1 - Average
- 0 - Poor

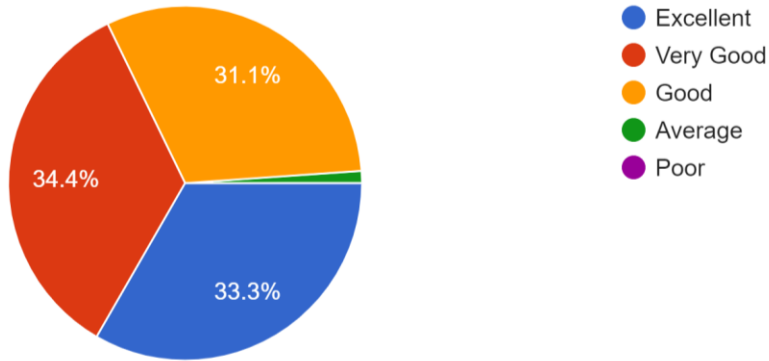
90 responses



## 9. Admission Procedure

- 4 - Excellent
- 3 - Very Good
- 2 - Good
- 1 - Average
- 0 - Poor

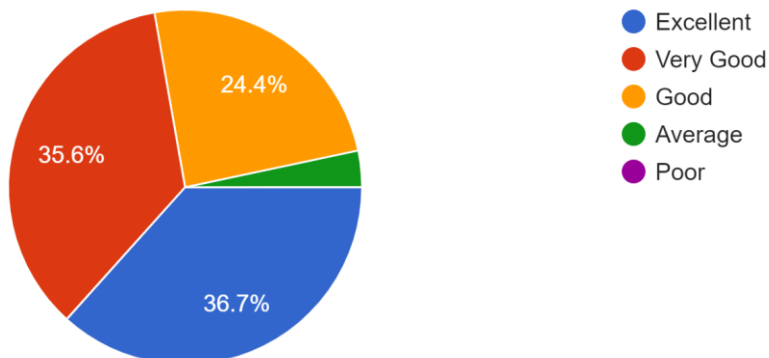
90 responses



## 10. Overall Rating of the College

- 4 - Excellent
- 3 - Very Good
- 2 - Good
- 1 - Average
- 0 - Poor

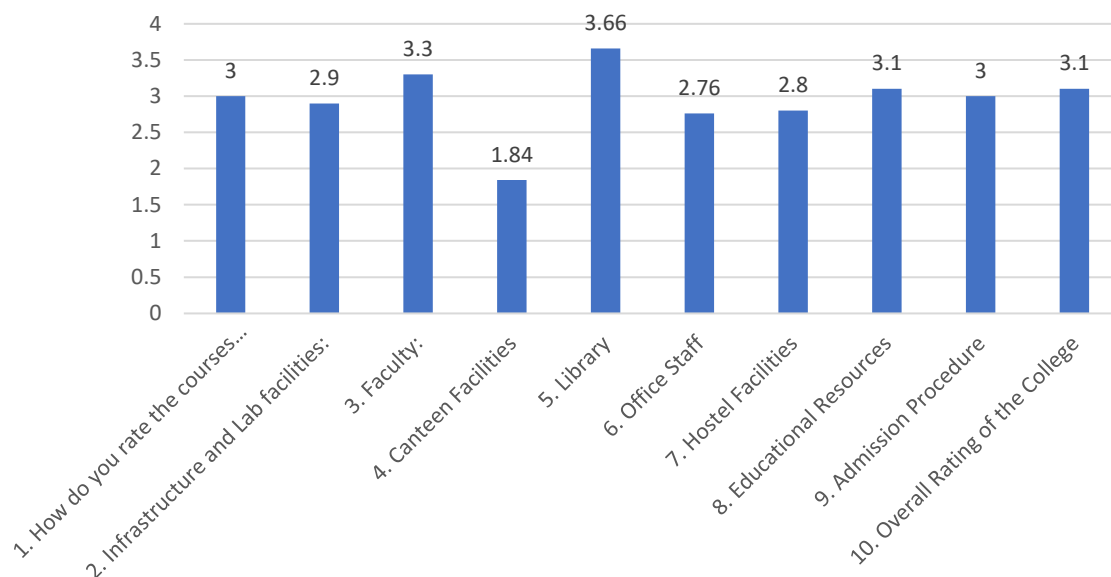
90 responses



## *Average score per questions*

<b>Questions</b>	<b>Average score(out of 4)</b>
<b>1. How do you rate the courses that you have learnt in the college in relation to your current job / occupation?</b>	<b>3</b>
<b>2. Infrastructure and Lab facilities:</b>	<b>2.9</b>
<b>3. Faculty:</b>	<b>3.3</b>
<b>4. Canteen Facilities</b>	<b>1.84</b>
<b>5. Library</b>	<b>3.66</b>
<b>6. Office Staff</b>	<b>2.76</b>
<b>7. Hostel Facilities</b>	<b>2.8</b>
<b>8. Educational Resources</b>	<b>3.1</b>
<b>9. Admission Procedure</b>	<b>3</b>
<b>10. Overall Rating of the College</b>	<b>3.1</b>

## Feedback Question Wise Average Score Graph



### *Key findings of the survey by the Alumni*

- 1.The students are overall satisfied with the college in most of the spheres.**
- 2.They had prime issues with the hostel accommodation .**
- 3.The educational resources provided are adequate and they are satisfied with the office staffs who aided them in various procedures .**
- 4.There were not satisfied with the canteen facilities.**
- 5.They were unanimously satisfied with the teachers and the courses during various time of their curriculum provided by the college.**

**This feedback has also pointed out few grey areas where the college/ teachers/ departments do have scope for enhancement in quality of education. They are as follows:**

**Students coming from far off places should be availed hostel as it is very difficult to travel long distances to attend lectures.**

**The canteen should be impoverished .**

**The IQAC and College Authority give utmost importance to the findings of this survey because this way students come to believe that even they have a say in policy making. This was even we try to be true to the motto of our college, “we for Students”. This approach of participative policy making is satisfying for students. It is always impossible to please everyone but often we try to strive towards keeping most of them happy, most of the time.**